

Investing In People for Social and Economic Justice



PUBLIC RESOURCES MANAGEMENT SITUATIONAL REPORT, DECEMBER 2021

Table of Contents

1. Introduction and Background	1
2. Purpose.....	1
3. Methodology	1
4. Public Resource Management Situational Context	2
5.0 Public Resource Management Survey Findings.....	4
5.1 Equal and equitable distribution of benefits of public resources.....	4
5.2 Citizens Involvement in Decisions to do with Public Resources	5
5.3 Access to Information on Public Resources.....	6
5.4 Public Resources Access by Demographic Groups	7
5.5 Access to Budget Information	8
5.6 <i>COVID-19 Resources and Key Issues</i>	9
5.7 Natural Resource Governance Issues	11
6. Social Service Delivery Findings	13
6.1 Availability of Home Health Care Providers	13
6.2 Quality of Health Care Facilities	14
6.3 Access to Safe Sanitation and Social Amenities	18
6.4 Water Supply	20
6.5 Road Networks in Local Communities	22
6.6 Public Transportation	24
7. Conclusion	25
8. Recommendations	25

PRM SitRep (December, 2021)

1. Introduction and Background

Public Resources Management (PRM) remains the bedrock of effective public service delivery. PRM serves the government with an opportunity to address societal ills and optimally redistribute wealth. The December PRM Situational Report (SitRep) examines the utilization of public resources in Zimbabwe's 57 districts. It seeks to ascertain how the government is using public resources and identify anomalies that are impeding against effective, efficient and economic use of public resources. This is because globally public resources have been used to provide cheap and affordable goods for the masses. The concept of public resources is hinged on the purpose of the state which is to guarantee the welfare of the citizens. Thus, effective utilization of public resources guarantees the welfare of the citizens by bridging inequality and propelling optimum human capital development that is vital for national growth and development. There is a correlation between second generation rights which encompasses social and economic rights and robust public resource management. To this end, poor utilisation of public resource impedes upon social and economic rights, thereby entrenching social inequality.

2. Purpose

The purpose of the PRM SitRep is to promote social and economic justice through a culture of transparency and accountability in Public Resource Management. The PRM SitRep, is part of ZIMCODD's broader agenda of promoting prudent utilisation of public finance in addressing social and economic justice. The situational report intends to bring transformation in the management of public resources by examining the deeper structural dynamics that continues to create a fertile environment for social and economic injustice so as to proffer viable recommendations. The research also intends to magnify the voice of the citizens by informing the policy making machinery about the plight that communities are encountering due to some of the ill-advised decisions by public officials that undermine effective utilization of public resources. In all this, the situational report's duo objectives are:

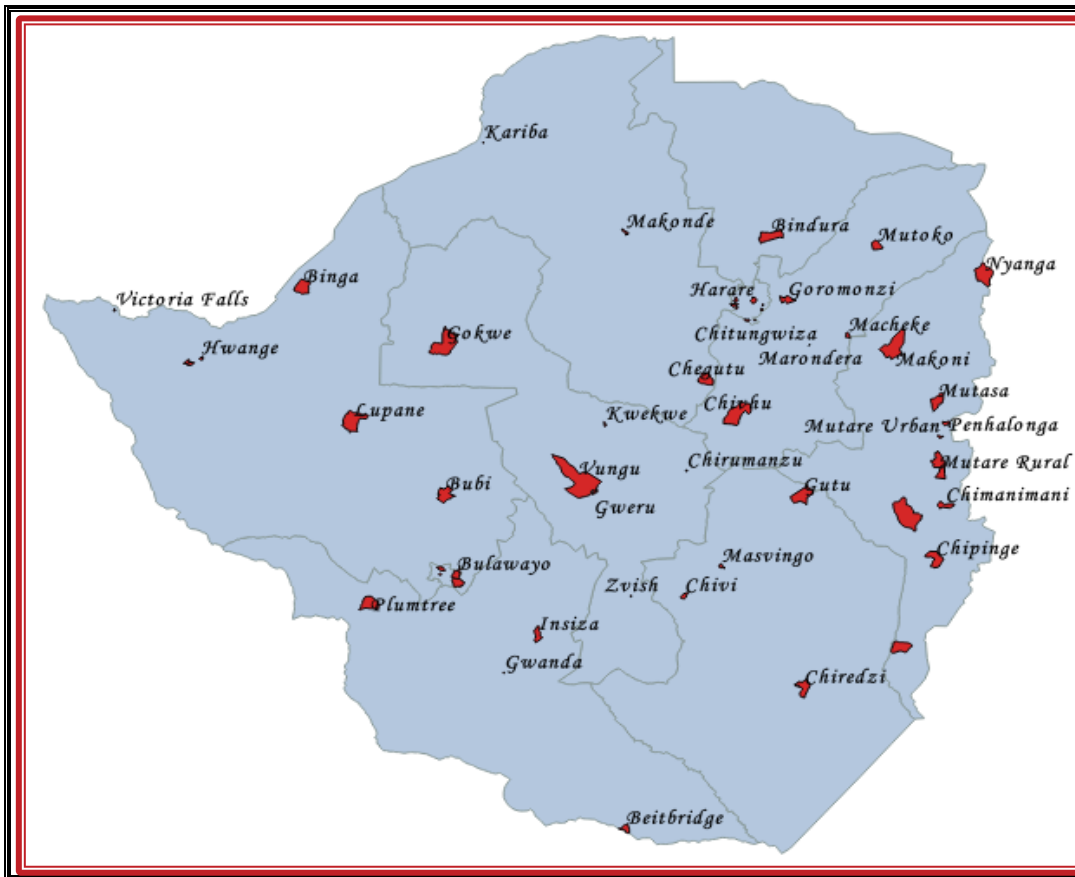
- i) To build citizen agency in public resource monitoring and in particular, COVID-19 resources; and
- ii) To promote citizen participation in economic governance from local to national level.

3. Methodology

Mixed method research paradigm calibrated to bring about an exploratory and explanatory study that captures community voices with respect to PRM utilisation underpinned research methodology. Thus, qualitative and quantitative dimensions were tapped into to bring about a comprehensive and judicious research which is sufficient to inform an advocacy cause. This was sustained by the utilisation of convenience and purposive sampling supplemented by systematic and stratified random sampling. All these sampling techniques played an imperative role in allowing the research to have an emic and etic perspective in the use of PRM. Qualitative sampling was effective in ensuring that the research reaches a saturation level

while quantitative helped in eliminating bias so as to infuse research reliability, dependability and trustworthiness. Human Interest Stories (HIS) were used to reinforce study findings. Thus 57 districts were sampled and used as illustrative case studies. The research catchment area is presented in Fig 1 below.

Fig 1: Study Catchment Area



Source: ZIMCODD

4. Public Resource Management Situational Context

The abuse of public resources by the government continues to undermine the operation of public organisations (local authorities and state enterprises) across the country. In December, ZANU PF is said to have given a directive to ZUPCO to avail its buses for the memorial service of the late Minister Sibusiso Moyo in Mberengwa. This is not the first time ZANU PF has been accused of diverting ZUPCO buses for partisan programs and projects. In 2014, almost all ZUPCO buses were branded “munhuwese kuna amai” which means that everyone should support Grace Mugabe’s political aspirations. This was at a time when she was at war heads with the then Vice President Joyce Mujuru. Thus patronage-resource management remains a conduit pipe of resource mismanagement and inefficiency in state institutions. The ZUPCO buses are meant to provide cheap and alternative transport for citizens and their abuse and route deviation exposes the masses to exorbitant prices that perpetuates inequalities.

With regards to COVID-19 vaccine procurement, Zimbabwe procured a total of 2.5 million Sinopharm vaccines from China which were received in the second week of December. India's pledge of 40 000 doses was also honored during the same week. The announcement by the Minister of Health only focused on the vaccines which had been received in the week of December. In spite of announcing that the country now had adequate vaccines to inoculate all citizens, the Minister did not specify the total cumulative figure of vaccines which Zimbabwe had received since the emergence of the pandemic. The failure of the designated Minister and Vice President to announce that vital information is worrisome as it points to either his unawareness of the importance of that granular data or a deliberate ploy to keep the citizens uninformed. This has a detrimental effect on vaccine-procurement transparency and accountability. At the same time this strengthened allegations about donation-trap diplomacy where Zimbabwe was arm-twisted through donations to procure Chinese vaccines without proper procurement comparative analysis. To this end, ZIMCODD notes that only independent and constant public expenditure surveys can keep the citizens informed and updated. They will also be imperative in ensuring viability.

The power infrastructures continue to bow to the rain season. It is now custom that every year during the rainy season Zimbabweans are subjected to constant power cuts. The cuts are either caused by lack of infrastructure protective measures by ZESA against lightning or uncontrolled interruption due to dilapidating infrastructure. Whatever the case might be, what is clear is ZESA's incapacitation to revamp its infrastructure to withstand the rain season. The incapacitation of ZESA has become so clear that inefficiency has been institutionalized. Throughout the year ZESA has remained a point of reference when it comes to poor service owing it to archaic and dysfunctional thermal generators at Hwange.

On the other hand, the water crisis has worsened across the country with urban and rural authorities failing to provide safe, clean and portable water. The aging and dilapidating equipment at Morton Jaffrey and Warren Control Waterworks has successfully made the water crisis in Harare the new normal. Water crisis has become the order of the day with areas such as Mabvuku, Tafara, Budiro and Glen View going for months without portable water. Boreholes in these areas are no longer sufficient to sustain the demand. To this end, Harare City Council intends to renovate and refurbish the Morton Jaffrey and Warren Control Waterworks. However, disagreements and accusations of price inflating have emerged with ZANU PF supporters accusing MDC councilors of pegging the refurbishment cost at US\$ 60 million yet the purported actual amount is US\$ 9 million. At the same time, MDC councilors have denied the allegations noting that, it is not their job to write procurement invoices as the council is divided into two that is the deliberate (councilors) and executive (council staff). The deliberate was stripped of its power in 2008 when the government removed the Executive Mayor post replacing it with a ceremonial post. Therefore, from this angle it is the responsibility of the executive to write invoices and Procurement Regulatory Authority of Zimbabwe (PRAZ) to decide who the tender goes to based on merit. Nonetheless, the PRM SitRep is not interested in the debate of who writes the invoice or not but in bringing to light potential financial prejudice. Approximately US\$ 51million will be or was going to be prejudiced at a time when water crisis has become urban community trademark.

The month of December saw the government deliberately fast-tracking the ascension of the Finance Bill and Appropriation Bill (2022). The ascension of the Finance Bill and Appropriation Bill (2022) means more austerity for the citizens as the 2022 budget is not people-centred. The tax regime introduced is going to suffocate businesses and citizens. It will have a detrimental effect on extreme poverty which has already reached alarming levels as 7.9 million people are in extreme poverty and this is half of the Zimbabwean population. The US\$ 50 cellular tax and the US\$ 30 withholding tax are part of the inimical taxes that are adding up to the presumptive tax which affects a majority of the informal sector. All this is happening at a time when the informal sector has become the life-line of the economy as it constitutes over 60% of the economy.

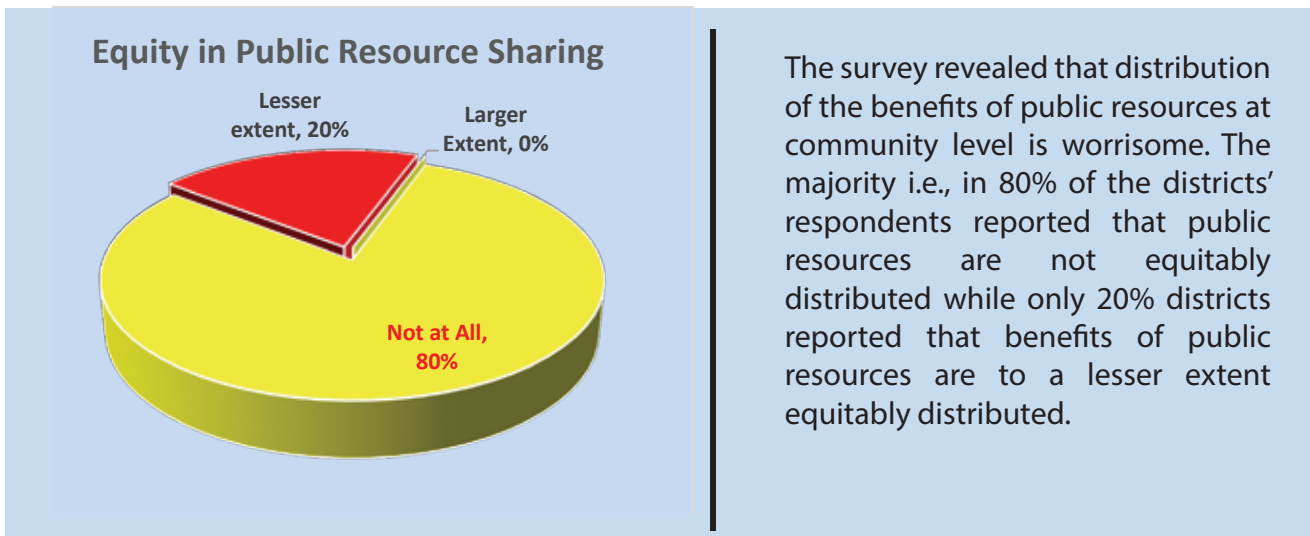
5.0 Public Resource Management Survey Findings

According to proponents of the public choice theory; although people in the market-place have concern for others; their main motive is self-interest. In view of that bureaucrats are motivated by self-interest not public interest. Thus, bureaucrats maximise for their own benefit and not of the public while the public are unable to ensure that bureaucrats perform their principal function and this results in poor service delivery. Such is the case for public resource management in Zimbabwe whose institutional, administrative and even political capacity has been compromised for selfish and not public interest.

Institutional capacity is weak as characterized by the ability of a country to uphold the authority of the government to legislate and implement laws and to hold public officials accountable. The administrative capacity has been compromised as evidenced by the country's ability to undertake basic administrative functions and provide basic social services to society. The political capacity of the country has also been compromised as illustrated by the country's response to citizen demands, failing to allow for representation of interests and failing to enhance basic legitimacy of governance. Because Zimbabwe has failed to meet the requirements of these capacities, citizens are demanding that the government be made accountable for what it achieves with taxpayers' money. To this effect and based on the monthly survey, the December PRM SitRep calls for prudent management of public resources. At the core of this is the call to increase devolution and decentralisation of spending responsibility to subnational governments among other efforts to reform public resource management. This section presents a synopsis of public resource management at district level across all the provinces.

5.1 Equal and equitable distribution of benefits of public resources

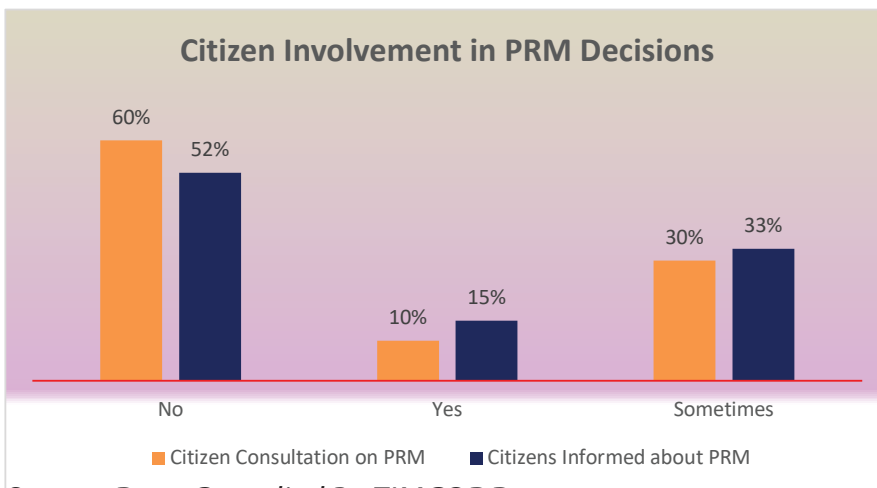
Fig 2: Distribution of benefits from



Source: Data Compiled By ZIMCODD

5.2 Citizens Involvement in Decisions to do with Public Resources

Fig 3: Informed about the Exploitation and Use of Public Resources

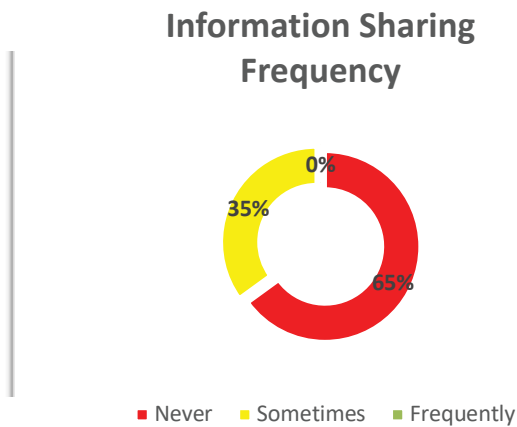


Source: Data Compiled By ZIMCODD

The level of citizen involvement and participation in economic governance illustrates the level of transparency and accountability in PRM at community and national level. Figure 3 above shows the percentage of districts where citizens are sometimes consulted on decisions to do with public resources against districts which are and not consulted when authorities decide on public resource use. Majority of the districts (60%) reported that they are not consulted while a significant proportion (30%) are sometimes consulted and only in 10% districts where citizens are consulted in PRM decisions. The majority (52%) of the 57 districts are not informed about public resource decisions and 33% are sometimes made aware while only 15% reported that they are aware of public resource decisions made by duty bearers. To this end, local authorities need to employ mechanisms that foster citizen participation in decisions that affect them.

5.3 Access to Information on Public Resources

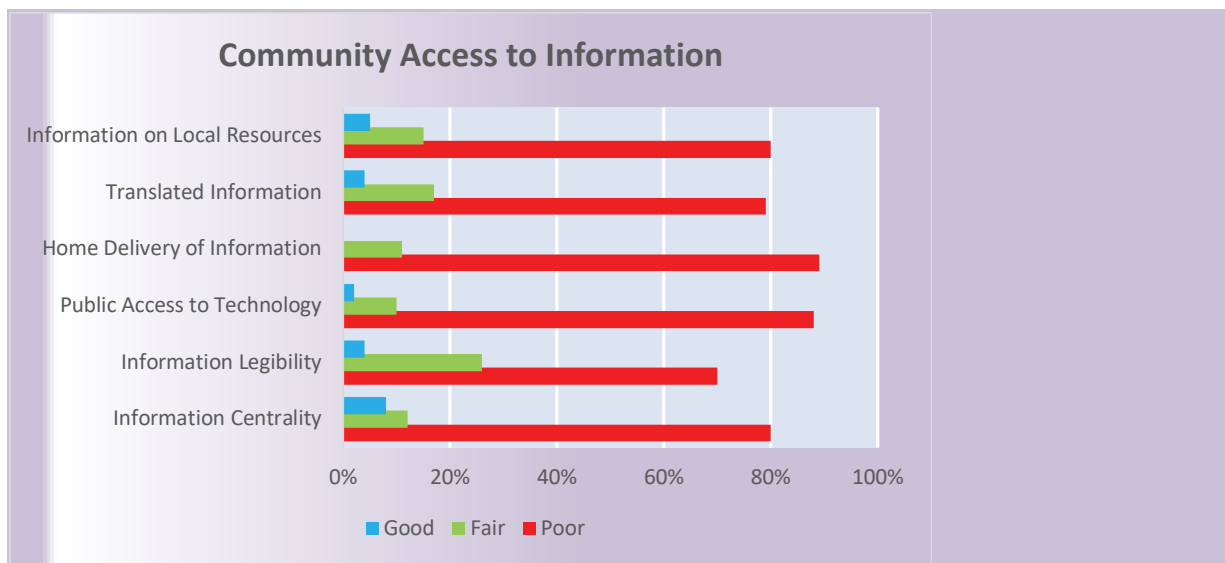
Fig 4: Information sharing at community level



section 62 of the constitution guarantees the right to information, the PRM survey reveals that access to information remains a challenge across the 57 sampled districts. With regards to information sharing frequency, 65% of the districts reported that public resource information is never shared while 35% reported that public resource information is sometimes shared and none reported that it is frequently shared.

Source: Data Compiled By ZIMCODD

Fig 5: Access to Information on Public Resources at community level



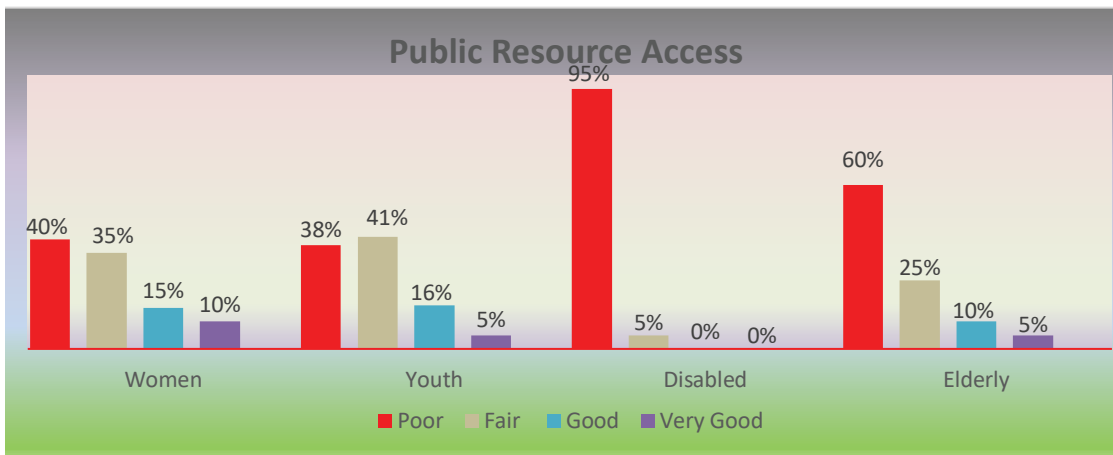
Source: Data Compiled By ZIMCODD

Access to information promotes good public resource governance through improved transparency and accountability as it also allows citizens to monitor and influence how public resources should be used. However, across the 57 sampled districts access to information has received a poor rating across all variables. In one central source access to information was rated poor in 80% of the districts; information legibility/clearly displayed and printed community information rated poor in 70% districts; free access to technology, computers and the internet in public places was rated poorly in 88% districts and access to community

information that is delivered in person to people who may have difficulty in leaving their home was rated poor in 89% districts. Community information that is translated in different languages was rated poor in 79% districts while access to information on public resources such as minerals and wildlife was rated poor in 80% of the districts. The foregoing is illustrative of the lack of transparency and accountability as citizens are deliberately not informed on how local authorities are raising, allocating and spending public resources.

5.4 Public Resources Access by Demographic Groups

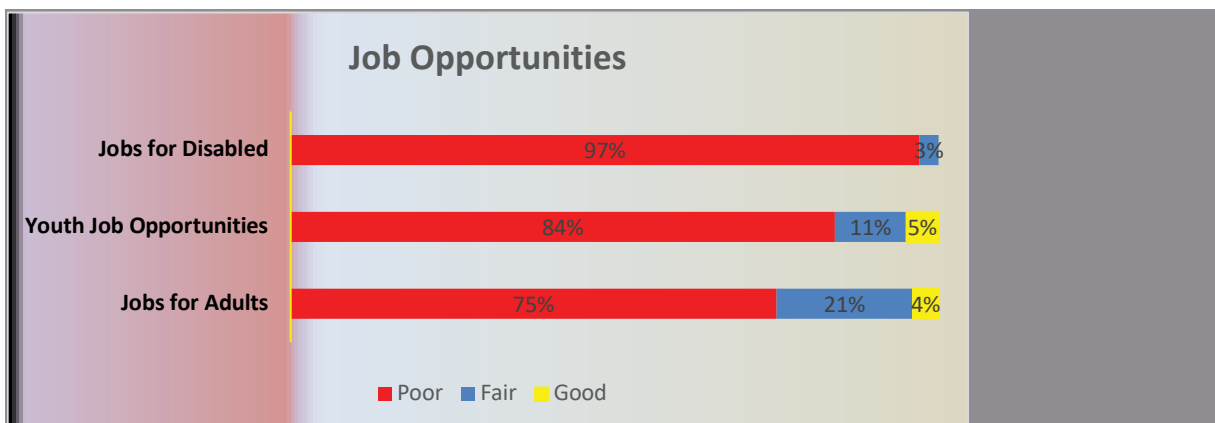
Fig 6: Access to Public Resources by Demographic groups



Source: Data Compiled By ZIMCODD

Access to public resources by persons with disabilities has continued to receive the worst rating with 95% of the districts rating it poorly as compared to the elderly and women groups in which 60% and 40% of the districts respectively rated access to public resources as poor. Access to public resources by the youth received a better rating across the sampled districts wherein 40% rated it poorly while 35% rated it fairly and 15% of the districts rating it good and another 10% rating it very good. This SitRep continues to call for equitable distribution of public resources to ensure access by all especially vulnerable groups such as people with disabilities.

Fig 7: Access to Jobs by demographic groups



Source: Data Compiled By ZIMCODD

Zimbabwe has experienced economic and fiscal crises coupled with unsustainable external and domestic debts, high inflation and low levels of savings and investment. As such it is imperative for a country such as Zimbabwe to provide job opportunities to its citizens so as to cushion them from decades of economic crisis. On the contrary, the survey reveals depressing results where the country is rating poorly in terms of access to jobs. As with general access to public resource, access to jobs is dire for people with disabilities which was rated poor in 97% of the 57 districts. Lack of job opportunities for youth and the adult population was also rated highly poor in 84% and 75% districts respectively.

5.5 Access to Budget Information

While devolution and citizen participation in economic governance is critical to achieving a Upper Middle-Income Economy by 2030, local authorities have remained elusive when it comes to genuine citizen engagement and participation in local authority level budget processes. This is illustrated in the cases below:

Case: Citizen Participation in budgeting still an issue, Kwekwe

The month of November saw Kwekwe once again engaging in budget consultative meetings across all wards for the year 2022. The proposed budget is divided into 2 phases, that is from Jan- Jun then from Jul-Dec. The first phase has got lower charges compared to the second phase, all this done in a bid to curb inflation.

However, a lot of grey areas were present in the process ranging from the build up to the engagement with the stakeholder processes. Firstly, the information dissemination process was poorly done, no fire brigade vehicle and loud speaker was used to move around and inform the residents about the budget proposal meeting, instead the City Council gave primary school pupils letters so that they can give to their respective parents, possibly to cause poor public attendance. Secondly, the document produced wasn't visible at all thus limiting the public's participation. Thirdly, there were no clear justifications on tariff increment except the anticipated inflation and a comparison with other Cities' tariffs. The residents have since rejected the proposed budget and have moved the motion to have the current tariff system remain in place. It remains to be seen if the City Council will respect the people's will given their previous history of defying it.

Case: Highlights of Municipality of Chinhoyi 2022 proposed budget

The Municipality of Chinhoyi has proposed a budget of \$2,774,426,336 for the financial year of January to December 2022. This is an increase from the \$717 million budgeted for the 2021. As at 30 September 2021 the council had achieved a revenue collection efficiency of 65% and received \$8,48 million as devolution funds from Central government.

The 2022 proposed budget has brought little joy for the residents and ratepayers in the town as all charges have been hiked. Property rates, water charges, business licenses and health fees among others have increased by between 80% and 350%. This further burden already overburdened ratepayers and clients.

Monthly supplementary charges for houses will increase from \$113 and \$300 to \$287 and \$1,075 for high and low density respectively. However, pensioners will be expected to pay only 50% of the proposed charges. Water will also go up from \$29/cubic metre to \$67. This increase will further squeeze the residents who are already struggling to meet their current obligations. The average monthly bill for a house in high density areas this year is \$1755.

In the health sector consultation fees for all four council owned clinics have been increased from \$197 to \$492 for adult patients. On a positive note, maternity booking fees, admissions and delivery will remain free of charge as giving birth is a national duty. Ambulance fees have increased to \$3,692 to residents of wards 14 and 15. Firefighting fees have also increased though the town has no functional firefighting truck.

Notable capital expenditure programs include Expansion of the main water treatment plant at Hunyani which is set receive \$200 million, construction of Rusununguko Secondary school (\$10 million) which will relieve the town's other 3 high schools. The council has also planned to construct 1 clinic in the low-density area of Orange Groove and to finish the refurbishment of Hunyani clinic. 2022 may finally see the town acquiring a fire tender as it has not had 1 since 2018 and \$3.8 million has been allocated for that purchase.

On a sour note, the council's capital expenditure budget is a cause for concern and points to poor prioritization by council. The council plans to spend \$60.4 million (USD575000) to purchase motor vehicles for the Mayor, Chamber Secretary, Finance Director and the Town Clerk. \$60.4 million is very close to the \$74,7 million proposed for the entire social services capex budget and higher than the entire capex budgets for roads, public safety and natural resources conservation and management which total \$58 million.

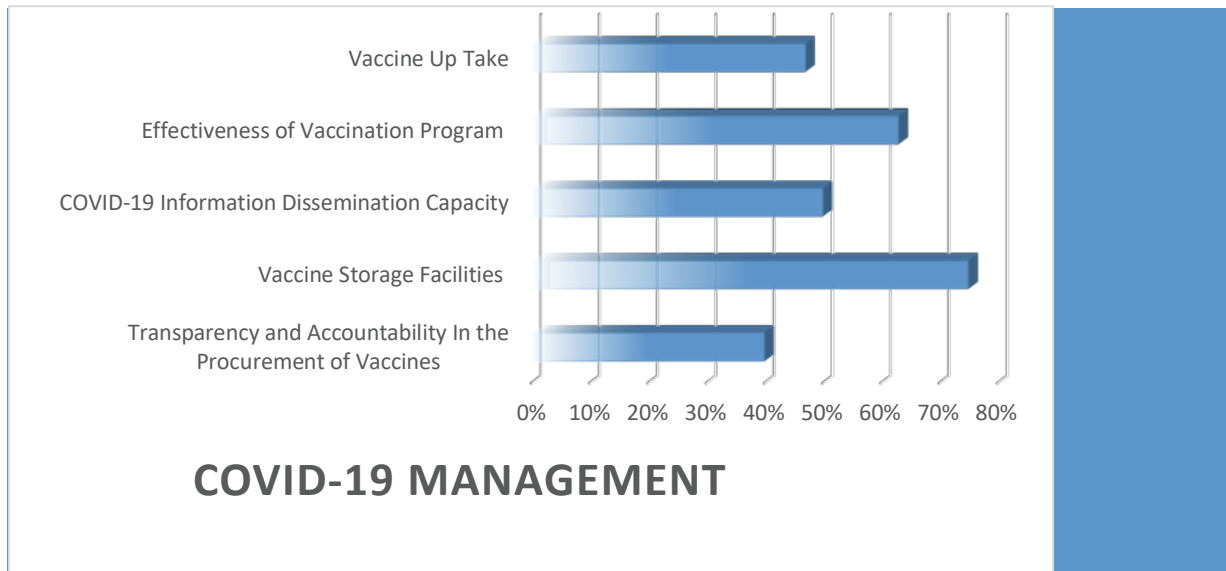
By and large the council's proposed budget is progressive. It has increased the Water, Sanitation and Hygiene percentage weight from 35% to 48% (\$1,328,398,291) of the budget. It has also increased the Roads component allocation from 13% to 15%. On the other hand, there is need to lower employment costs which are projected to consume \$973 million which is 35% of the budget. The Natural Resources conservation and management vote also needs to be allocated more funding than the 0.44% which is allocated to it in the 2022 budget.

5.6 COVID-19 Resources and Key Issues

The December survey noted that, transparency and accountability in the procurement of COVID-19 vaccines remains low with 40% noting that there is transparency, storage facility was rated 75% while information dissemination capacity recorded 50%, vaccine uptake

recorded 47% and 63% of the sampled districts noted that the vaccination program was effective. Fig 8 below presents the findings of the survey:

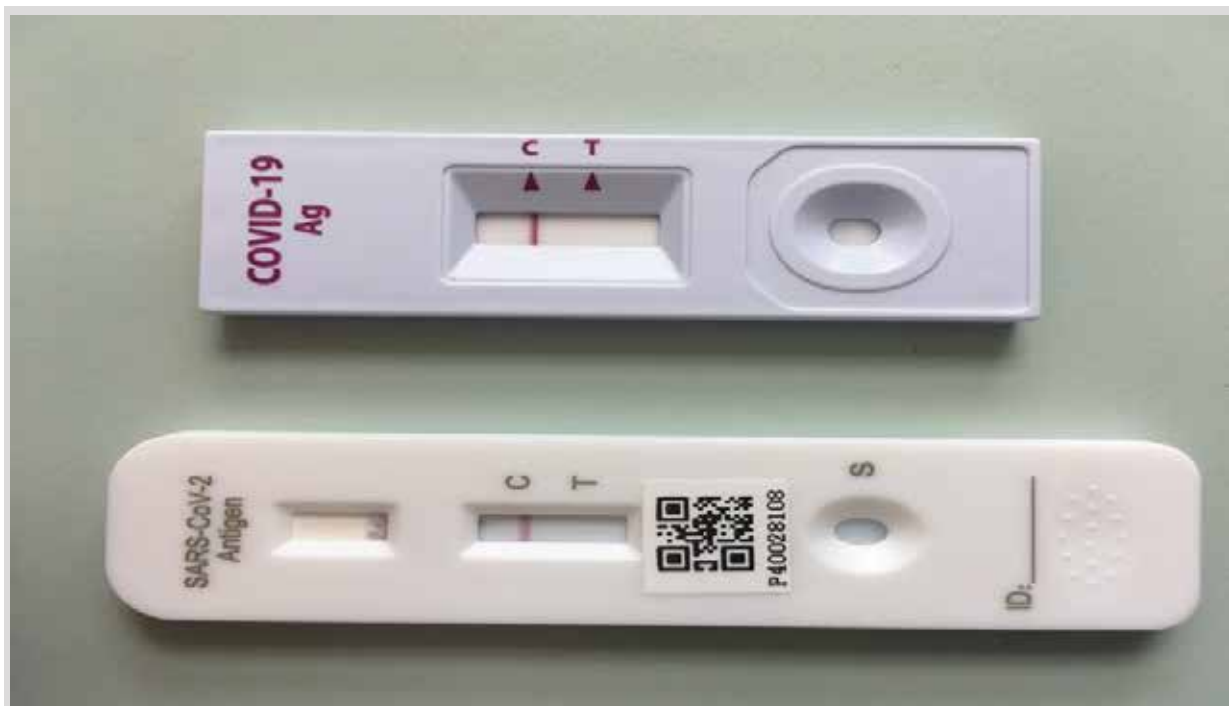
Fig 8: COVID-19 Management



Source: Data Compiled By ZIMCODD

Bindura residents applauded the government for better management of COVID-19 in government institutions. The case below illustrates how government intervention has become a lifeline for poor citizens who cannot afford exorbitant fees charged by private entities:

Case: Bindura Hospital Offer fair Covid-19 testing and free drugs



Bindura Hospital is charging ZWL\$120.00 as service charge to people coming in for COVID -19 antigen testing. From June 2021, the hospital has tested 18230 people charging ZWL120.00 which is termed service charge. This is far a fairer price as compared to all private clinics and hospitals around Bindura. Shashi Hospital which also does antigen tests and is charging USD15.00 payable in forex cash only to both bearers of medical aid policies and non -medical aid covered individuals. Ponai 24 Hr Medical Clinic and Freda Rebecca Clinic are charging a whopping USD60.00 for the antigen test. This is far too high a cost as compared to the government subsidized hospital.

Of the 18230 people tested between the period June to December 2021, Bindura Hospital had positive cases totaling 16280 people which were given free drugs during their isolation period. The prescribed drugs are azythromycin 500mg (4 pills) which are taken each per day for four days, Vitamin C (Ascorbic Acid) x 20, a cough syrup, paracetamol x16 pills which on a local Mediwise pharmacy costs usd25.00 in total.

The offering of free drugs and a fair charge on antigen tests on COVID-19 are supplied by the Ministry of Health and Child Care freely to the hospital as batches. The hospital does not pay for the drugs or the medicine on receiving them at different intervals when they also receive other materials like surgical gloves and test kits. Ordinary people who cannot afford to pay health bills have been given free drugs and fair payment on COVID-19 testing and prescription that has saved a lot of lives with a recorded 6827 recoveries from active cases.

5.7 Natural Resource Governance Issues

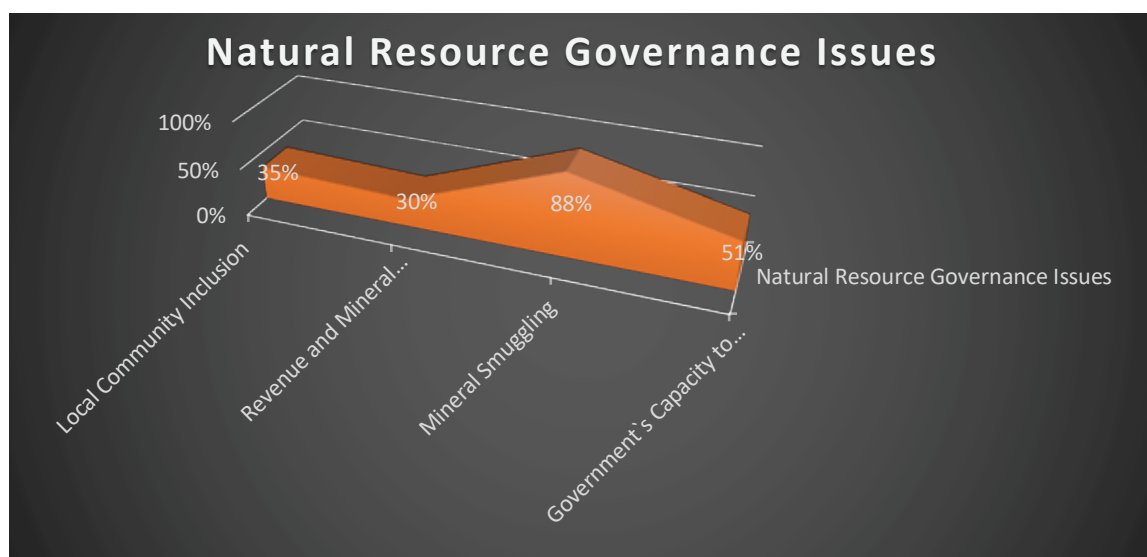
Zimbabwe envisages a US\$12 billion mining industry by 2023 and on the 14th of October 2019, the President ED Mnangagwa launched a strategic roadmap that sought to make the mining industry competitive to its regional and global peers. Zimbabwe intends to harness and explore the potential of the mining sector as it sought to leverage on its potency to generate the much-needed foreign currency. This is because in Zimbabwe the mining sector is the nerve-center of development and growth as it is at the apex of revenue generation contributing approximately 70% of the country's foreign earnings. The attainment of the US\$12 billion mining industry will culminate in a 344% jump from the current US\$ 2, 7 mining industry and this will change the country's fortune resulting in the closure of not only inequality gaps but infrastructural fissures that makes it possible for Zimbabwe to become a competitive investment hub. Nonetheless, the mining sector is not short of quagmires, due to the fragmentation of the legal, regulatory and institutional frameworks that oversee mining activities in Zimbabwe. Accountability and transparency are alien to the industry owing it to the opaqueness of the mega-deals that the government signs with the Chinese and Russians. Illicit Financial Flows (IFFs) have become the order of the day with Politically Exposed Persons at the core. Thus, Zimbabwe is losing the much-needed revenue to steer development and growth towards the attainment of vision 2030.

Zimbabwe's mining sector contributed an average of 6,2% to the Gross Domestic Product (GDP) from 2009 to 2015 and 8, 4% between 2016 and 2018. In 2017, mining contribution expanded by 9, 2% and 10, 1% in 2018. In 2019 and 2020 the mining industry contributed around 12% and 15% of gross domestic product respectively and 68% of Zimbabwe's total

the Mines and Minerals Act it would be expedient in fastening the fragmented fiscal mining regimes and generate approximately US\$18 billion annually as she has diverse mineral base. A myriad of dynamics intersects to impede upon optimum efficiency in the Zimbabwean mining sector and these include but are not limited to IIFs, tax competition and race to bottom, geopolitics, G7 minimum global tax of 15%, mineral leakages, state capture, economies of affection as well as the failure to harness the potency of Artisanal and Small-Scale Miners (ASSM).

This is also supported by the findings from the December survey findings which are presented in Fig 9 below.

Fig 9: Natural Resource Governance Issues



Source: Data Compiled By ZIMCODD

The findings from the survey show that only 36% of local communities are included in natural resource governance within their jurisdiction, while 88% noted that there is mineral smuggling, there is only 30% disclosure of revenue and mineral quantity and government's capacity to fulfil the US\$ 12 billion mining vision was rated 51%.

Furthermore, the Zimbabwean extractive industry has been gravely affected by IFF owing it to a myriad of factors which are all sustained by conflicting and fragmented mining fiscal regimes. According to the Minister of Home Affairs, Hon Kazembe, Zimbabwe is losing US\$100 million dollars each month through gold smuggling. Annually, this figure adds up to US\$ 1.2 billion, a figure more or less equal to Zimbabwe's total gold export earnings; US\$964 million and US\$1.3 billion in 2019 and 2018 respectively. The fight against IFFs and resource leakages in Zimbabwe is further aggravated by the fact that it is alleged that a total of 1.5 million Artisanal and Small-Scale Miners are unregistered and this then makes it impossible to rely on official gold deliveries to Fidelity Printers and Refiners as there are other illegal corridors that are taking gold outside the country. This can be evidenced by the fact that

Zimbabwe lost approximately US\$ 1.5 billion in gold smuggling in 2020 against US\$ 800 million official Fidelity exports. This points to the revenue being lost through gold smuggling. Politically connected people are at the core of gold smuggling and it is taken either to India or Dubai. The 'Rushwaya and Tashinga Masinire gold smuggling scandal' of 26 of October 2020 and 9 May 2021 respectively are examples of IFF. A total of fourteen gold bars weighing 6.9Kg worth US\$ 400 000 was found in Henrietta Rushwaya`s bag in transit to Dubai. Upon arrest, Rushwaya implicated members of the first family which is a reflection of institutionalized corruption.

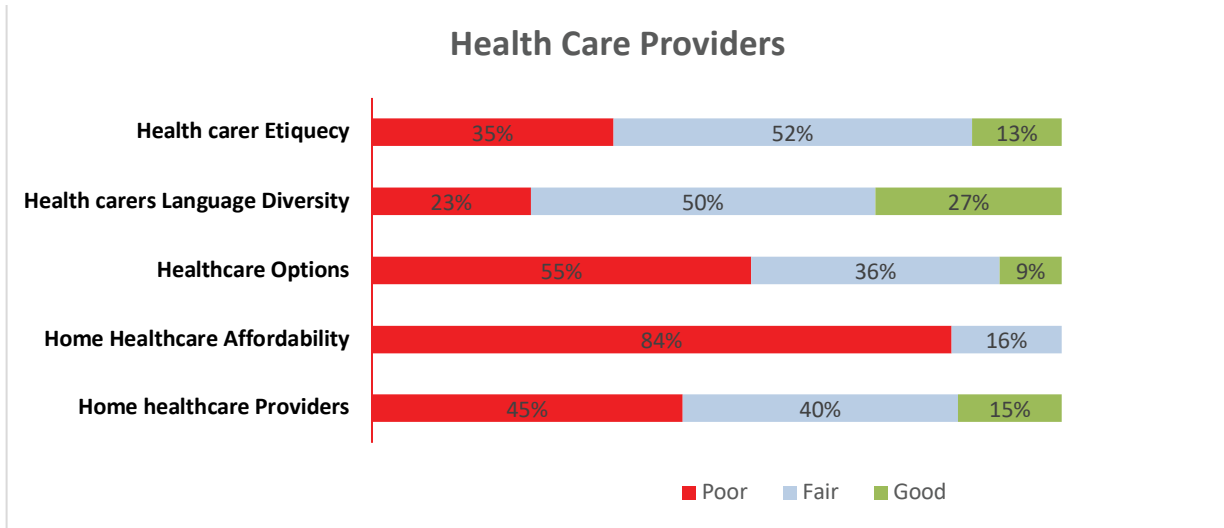
6. Social Service Delivery Findings

Quality social service delivery is a key area that contributes to the attainment of stable, inclusive and sustainable economic growth and development. Through affordable and quality public education, the poor will be able to match the rich in the labour market. A good public health system will increase the productivity and life expectancy of all citizens. In the same vein, state-of-the-art infrastructure like roads will lower the cost of doing business thus increasing investment, lowering transportation costs for citizens and increasing commerce among other factors.

However, in Zimbabwe, social service delivery has been on the decline since 1980. This is one of the reasons the country is witnessing widening inequality gaps, the rich getting richer and the poor getting poorer. For instance, available World Bank statistics show that the GINI coefficient which stood at 39.8 in 2018 has deteriorated to 50.3 in 2019. Broadly, a GINI coefficient measures the extent to which the distribution of income among citizens within an economy deviates from a perfectly equal distribution. Many households particularly in rural areas are not affording the cost of education for their children as the government is failing to provide enough cushioning to the vulnerable groups. The macroeconomic indicators are deteriorating: inflation closed the year at 60.7% which is higher than authorities' projections while parallel premiums (the percentage difference between the parallel market and official market rates) closed 2021 above 90%. Further, the COVID-19 pandemic has largely disrupted the informal sector which has become the backbone of the economy. As such millions of people were pushed into extreme poverty.

Generally, the availability of health care providers is very crucial in the delivery of quality health care service. It also makes health care services affordable for the majority of the population. Since 2020 the world has been grappling with the COVID-19 pandemic which is keeping hospitals overwhelmed. One of the best ways to curb the spread of this virus is to reduce overcrowding through social distancing. Therefore, home health care providers become crucial in the fight against the global pandemic as they reduce the population in central hospitals.

Fig 10: Health Care Provision



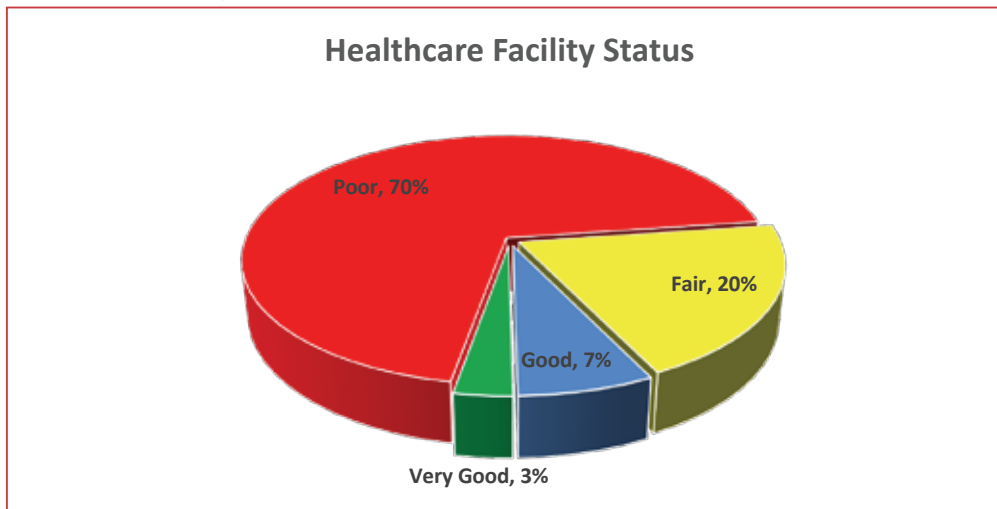
Source: Data Compiled By ZIMCODD

The survey found that only 15% of the districts sampled have quality home health care providers with 40% being average while nearly half of them (45%) had a poor rating. This is largely attributed to the fact that the majority of citizens are failing to afford health care services given the paltry salaries they are earning in unstable Zimbabwe dollar and the subsequent spike in the cost of living. In support of this, the survey established that 84% of the respondents from 57 districts sampled cannot afford home health care services. Zimbabwean health care system has largely dollarized as punitive prices are charged for those paying in local currency. Given the price of the greenback in the parallel market of ZW\$200 against an average salary of ZW\$30,000 say for a public servant, visiting a health care facility for medical attention becomes a luxury. About 55% of the respondents reported that health care options were limited with only 9% being satisfied by options available. Given that Zimbabwe has 16 official languages, language diversity for both public and private health care professionals is critical. The survey results show half of the districts have fairly language-diverse health carers and 27% have highly diverse health carers.

6.2 Quality of Health Care Facilities

The increase of public health care spending to 14.9% for the 2022 fiscal year is a commendable step by the government as it is only 0.1% short of the Abuja Declaration. This declaration states that 15% of budget votes should be earmarked for the health sector. However, the health sector has been neglected by the government for a long time leaving it highly dependent on donor funding. The annual national health sector budgets were largely consumed by recurrent expenditures like wages and salaries with little for capital spending such as the construction of new or renovations and maintenance of existing health care facilities in Zimbabwe.

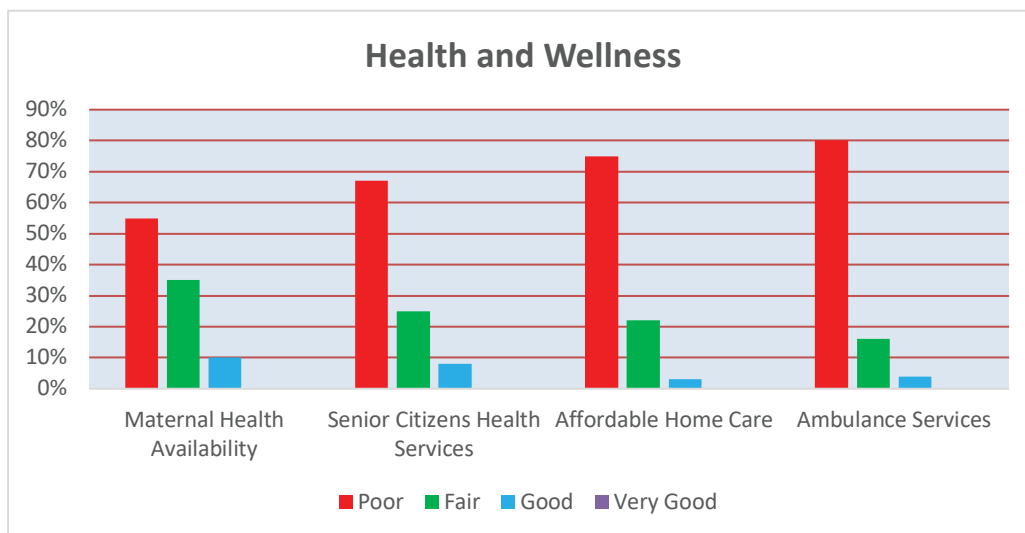
Fig 11: Health Care Facility Status



Source: Data Compiled By ZIMCODD

To buttress the foregoing, the survey found that 70% of health care facilities in Zimbabwe are in a poor state. In addition to paltry salaries for public health professionals, poor facilities demoralize the workforce thus further affecting service delivery. Providing employees with needed resources is a key motivational tool. As such, high labour turnover being witnessed in public health institutions can also be attributed to poor facilities.

Fig 12: Health and Wellness



Source: Data Compiled By ZIMCODD

The survey also found that 55% of the districts have poor maternal health service with only 35% having a fair service delivery. This is a challenge mainly for rural areas where access to clinics is limited. In cases where clinics are available, they will be understaffed and with obsolete medical equipment. The situation is also dire for the elderly as 67% of the districts have reported poor services. In Zimbabwe, elderly people are not required to pay user fees

in public hospitals -a good health policy. However, the challenge with this policy is that the State is failing to capacitate public institutions as they are facing challenges of drug shortages and dysfunctional theatre equipment among others. This is suffocating the elderly as most of them rely on monthly pensions from NSSA and unable to seek healthcare elsewhere. The survey also established that 80% of districts have poor ambulance services which are crucial in responding to medical emergencies thus protecting human life.

Case: Maternal Healthcare is Important Healthcare!

Undoubtedly, severe socio-economic challenges have resulted in an unprecedented deterioration of health care infrastructure, loss of experienced health sector personnel, and a drastic decline in the quality of health services available for Zimbabweans. The Covid-19 pandemic has just but enunciated this gloomy truth even further; exposing the rot that continues to ravage the nation's healthcare sector. Ward 2, representing Harare Urban District, has not been spared. The City of Harare shut down nine clinics due to a shortage of nurses, with Braeside Family Health Services Clinic being one of them.

The action to shut down nine clinics has been attributed to a shortage of nurses. Requiring 1 000 nurses for its clinics, Harare City Council is currently operating with about 400 nurses. Braeside Clinic provided maternity services which include antenatal care (booking and follow up visits), prevention of mother-to-child transmission (PMTCT Program), and delivery. Braeside Clinic has therefore been left operating only for COVID-19 vaccinations; thereby placing an extra and unwarranted burden on expecting mothers in Ward 2.

While purpose-built patients' transport such as ambulances go a long way in the reduction of mortality rates, community residents cannot rely on these due to the unavailability of the same. Despite reports that Zimbabwe had received 20 ambulances and ancillary medical equipment from the African Development Bank (AfDB) and the Government of India in May of 2021, the ambulances are still to be seen in operation and at the people's service. In June of 2021, Government was reported to have finalized the procurement of a fleet of 100 new fully-equipped ambulances, with the first 50 units expected by end of August 2021 and the last 50 by end of November 2021.

Be that as it may, as at December 2021, it was reported that Harare City Council has only 2 serviceable ambulances out of the required 32 ambulances required to service the city. This is despite Government having set aside \$590 million in the 2021 National Budget for the procurement of the life-saving vehicles. It is quite apparent that there was no procurement of new ambulances for the year 2021. Furthermore, a study commissioned by the Government in 2018 on emergency and ambulance service revealed that Government ambulances lack basic equipment including oxygen and delivery packs for pregnant women in transit.

The shutting down of Braeside Family Health Services Clinic clearly disadvantages expecting mothers from the community and its surrounds, with no hope of emergency transport to their assistance in case of labour or any other pregnancy-related complication. Now more than ever, especially during the ongoing lockdown period, the government must prioritize maternal health care. Authorities must

make arrangements to ensure women have access to antenatal care, maternity and skilled medical care. Maternity healthcare is important healthcare.

Case: Poor health care infrastructure in Goromonzi

Health care delivery in Ward 11 has deteriorated as shown by the state of the mortuary facility at Chikwaka hospital. This facility was built under the financial support of an international donor organization around the 1990s. The mortuary does not have a functional cold storeroom. The hospital has significantly faced insurmountable growth in its services catchment area. The responsible authorities Goromonzi Rural District Council (GRDC) planning department have failed to upgrade the mortuary facility to be of a sizeable structure, standard requirements totally with the peri-urban influx.

Fig: Mortuary at Chikwaka hospital



Also, the mother's shelter at Chikwaka rural hospital needs refurbishment in line with Ministry of Health standards for operating procedures. The population of Goromonzi continues to grow unsustainably. According to ZIMSTAT , the Goromonzi population was around 227,000 in 2015 but because of the illegal selling of communal land, it has now almost doubled reaching 400,000. The mother's shelter in Goromonzi is a good sign calling for responsible authorities to build modern facilities.

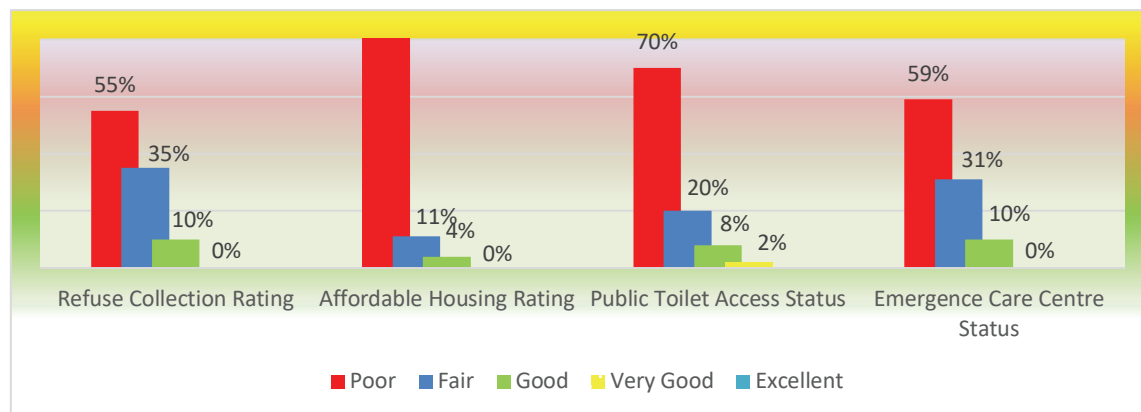
Fig: Chikwaka Mother's Shelter facility in Ward 11, Goromonzi



6.3 Access to Safe Sanitation and Social Amenities

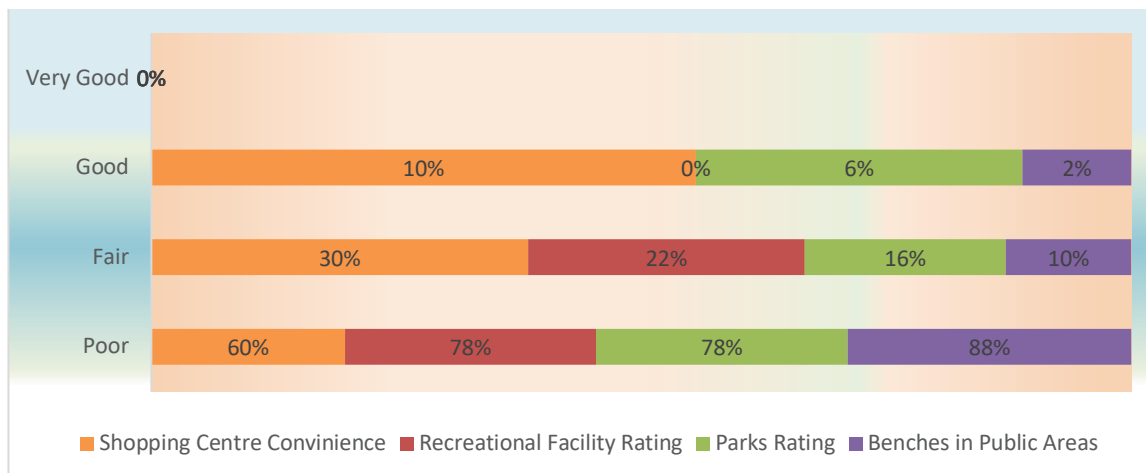
Safe sanitation and social amenities are very essential to maintain the health of a population. For instance, in 2018, the country witnessed a deadly outbreak of cholera mostly in high-density suburbs of Harare due to frequent bursts of sewer pipes. This leads to contamination of drinking water sources. As such, safe sanitation should be given to every citizen.

Fig 13: Sanitation and Social Amenities



Source: Data Compiled By ZIMCODD

The failure to collect refuse by authorities is resulting in garbage dumps around residential areas leading to an outbreak of diseases like typhoid. It is appalling to realize that the survey found that 55% of districts surveyed have an irregular (poor) refuse collection, a danger to human life. Also, 70% of the districts have inaccessible (poor) public toilets. Also explaining the rise in illegal structures and squatter camps across major cities in the survey finding that 85% of districts are experiencing unaffordable housing. Since 2018, the government has been promising to construct housing units for the people but the housing inequality continues to widen. The country is facing a housing backlog of above 2 million units



Source: Primary data compiled by ZIMCODD

The December 2021 survey shows that the quality of public parks continues to deteriorate. 78% of the districts ranked public parks as poor, a 6% jump from November 2021. Also, 88% of benches in public areas are poor while only 10% of districts are enjoying shopping center convenience. This can largely be attributed to the rains that have increased in December. The following human-interest story shows refuse collection failure and neglected recreational facilities in public spaces in Mutare.

Case: Council neglects refuse collection

The Mutare City Council has adopted a habit of not collecting refuse in ward 17 in Hobhouse leaving the citizens with no choice but to dump their garbage wherever they see fit. This however is a threat to people's health especially in this rainy season where most places have become breeding places for mosquitoes.



The city council last collected refuse during the first week of December and went missing in action through January. This means that a one-month period has elapsed since garbage has been collected. Not to mention are the unexplained water shortages during the month while water bills continue to rise. The community approached the councillor about the issue with promises to take this further but nothing has been done to date. Above is a picture of garbage that has been dumped on the roads. Mutare residents hope that the council will take action as soon as possible.

Case: Public Recreational Facilities Neglected in Mutare

Mutare City Council has gone under fire by residents for neglecting recreational facilities in Mutare. Chief among the neglected recreational facilities is Sakubva swimming pools. For ages, all those who wanted to train to swim would visit these pools. Recreational facilities are very important for sporting activities and to help communities to relax and do exercises

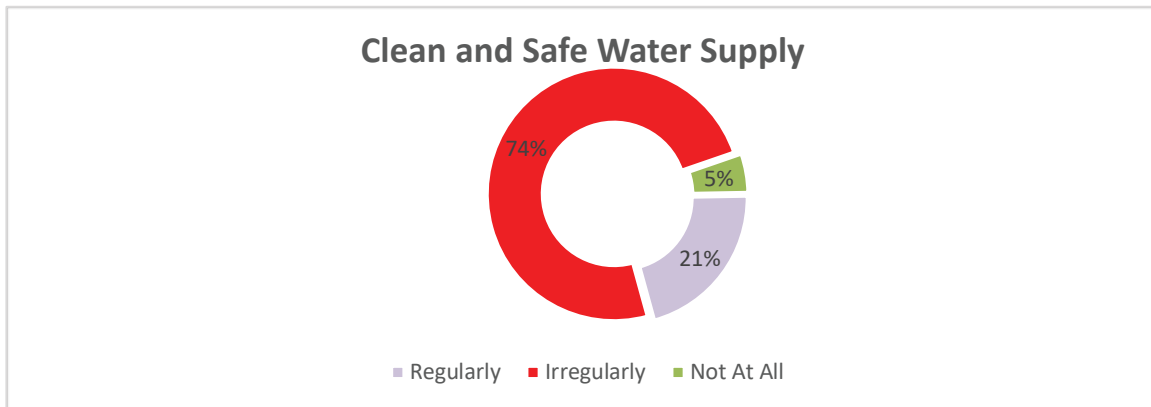


Recreational facilities should be guarded jealously so that the current and future generations will be able to use them efficiently. Mutare City Council also came under fire for not sparing recreational facilities stands in every residential area around Mutare by being greedy for money. Dangamvura, Gimboki, Sakubva, Chikanga and other residential areas were supposed to have recreational facilities that would cater for the residents. The local authorities are capitalizing on the rising demand for residential stands and sacrificing space reserved for children's recreational facilities in urban areas thereby violating the rights of children. When developing new housing suburbs, most local authorities no longer reserve land for child recreational centers and this is worrying.

6.4 Water Supply

Access to safe, clean and portable water remains a challenge for many Zimbabweans in rural and urban areas alike. Just like sanitation, a lack of clean water is hazardous to health as it leads to an outbreak of medieval diseases such as typhoid.

Fig 15: Availability of Clean, Safe and Portable Water



Source: Primary data compiled by ZIMCODD

The survey found that 74% of districts surveyed irregularly access clean and safe portable water with only 21% having fair access while 5% are not accessing it at all. City councils of large cities like Harare and Bulawayo are struggling to provide clean running tap water as the population has exceeded the carrying capacity of existing water infrastructure. People are going for weeks without receiving water. In the rural areas, locals are walking long distances to access a borehole, a challenge for the poor people without scotch-carts. The situation is however gradually improving thanks to increased humanitarian support from Zimbabwe's development partners.

Case: 3 Years later, no water in Dangamvura. #HowFar?

Early 2019, the Mayor of Mutare, his Worship Blessing Tandi declared to the Mutare community that by December 2019, residents of Dangamvura and Fern Valley will have tap water, some for the first time in more than twenty years. The Council was poised to put to rest the Dangamvura water project through the completion of the long-standing Dangamvura pipeline. The figure below shows an incomplete water tank.

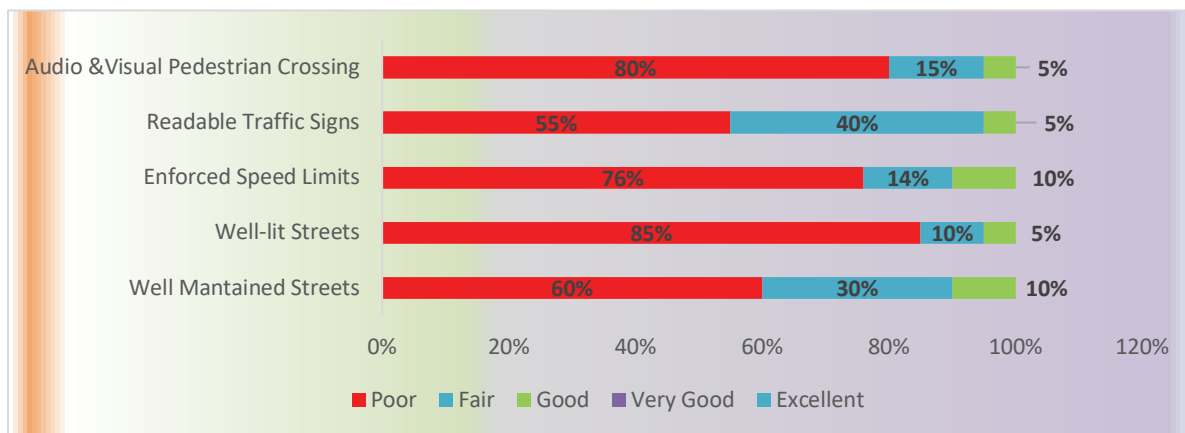


Three years down the line, Dangamvura residents have not yet received the promised water despite the Council undertaking to finish the water augmentation process in 2020 which was later moved to 2021 as Council blamed their failure to complete the project on COVID-19 and related measures that came along as a result. However, now the Council is promising that during the first quarter of 2022, the project will be complete. This is expected to result in Dangamvura and Fern Valley residents receiving water 24 hours a day.

6.5 Road Networks in Local Communities

The roads in local communities are dilapidated due to long overdue maintenance schedules. Many roads are yet to receive a single maintenance schedule since they were constructed pre-2000. As such these roads are characterized by large potholes. Most rural areas are not road-linked and people are walking long distances to access a road. The rural economy is largely agrarian hence poor roads are affecting farmers thus deepening poverty and poverty prevalence. They are paying high transportation costs while losing more than a quarter of their perishable produce like tomatoes due to rotting.

Fig 16: State of Local Roads



Source: Primary data compiled by ZIMCODD

The survey findings show that 80% of roads have a poor audio and visual pedestrian crossing, an inequality largely to the people with disabilities. About 55% of local roads have unreadable (poor) traffic lights – one of the major causes of road accidents globally. The streets are poorly lit (85%) due to lack of repairs by authorities as well as vandalism by ill-minded part of the public. However, the government is gradually undertaking road rehabilitation across the country under the Emergency Road Rehabilitation Programme 2 (ERRP2). The story below highlights the success of the program.

Case: Road rehabilitation in Marondera Municipality

The road project is co-financed by the central government under Phase 2 of the Emergency Road Rehabilitation Programme (ERRP) under which the government budgeted \$33.6 billion. For a long time, the people of Marondera have been lamenting about dilapidated roads that are hazardous to human life. As this program roars into life the council has so far managed to work on the stretches between Ruzawi road connecting to Cherutombo and along first Street to Paradise Park among many other major roads within and outside the Central Business



The newly constructed road has eased traffic to and from town from all residential areas and the CBD. The project was also extended to residential areas as shown in the figure above. At the time of writing, several roads have been tarred. The rehabilitation of the roads is also helping to beautify Marondera, which hopes to be conferred the City Status in the short term. More so, roads are the arteries through which the economy pulses. By linking producers to markets, workers to jobs, students to school, and the sick to hospitals, roads are vital to any development agenda.

6.6 Public Transportation

The public transportation sector is under pressure. The government granted a state monopoly to ZUPCO by declaring it as the sole provider of transport on local routes under the guise of fighting the COVID-19 pandemic. The parastatal is now overwhelmed by passenger traffic against its small bus fleet.

Fig 17: Public Transport Services

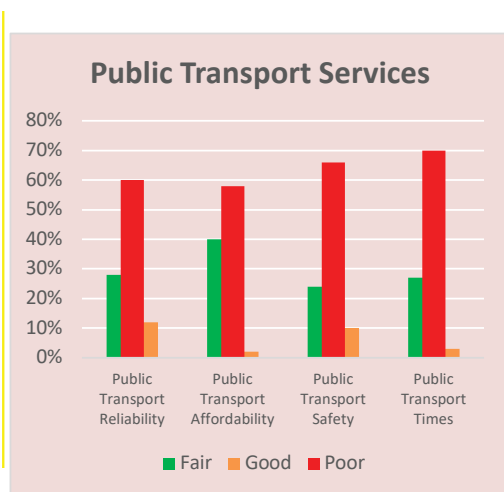
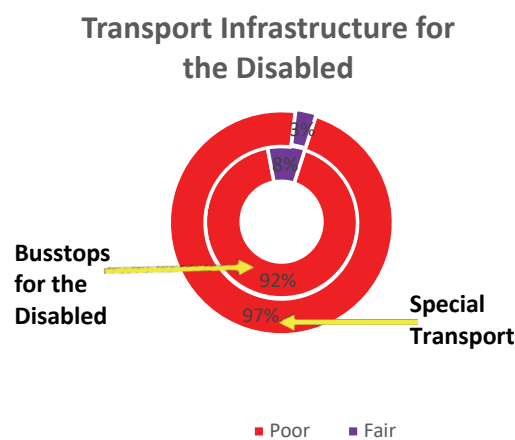


Fig18: Transport for People with Disability



Source: Primary data compiled by ZIMCODD

ZIMCODD December 2021 Public Resource Management Situational Survey has shown that public transport is unreliable in 60% of the districts sampled while 58% reported that it is not affordable. Also, the survey has shown that 66% of the public transport is not safe for the commuting public. This largely emanates from the hurried hiring of private players to join and operate under the ZUPCO franchise in 2019 when transport woes were at their peak due to a massive shortage of fuel. More so, the public transport system is not friendly to the PWD community. The survey found that 97% and 92% of the districts surveyed have poor special transport and special bus stops for the disabled.

7. Conclusion

The PRM situation in Zimbabwe continues to deteriorate with poor public service delivery becoming the order of the day. Abuse of public resources continues to affect public sector institutional capacity to deliver. While the COVID-19 situation continues to expose administrative and structural anomalies in the health sector, mineral resource governance continues to be a thorn in public finance management as it remained closed with mining allocations being done in secrecy. The study further noted that rent-seeking, economies of affection and corruption are still at the core of public resource management. The December PRM Sit Rep concludes that there is a lot that still needs to be done if the government is to attain Vision 2030 in as far as public resource utilisation is concerned.

8. Recommendations

- **Address corruption** - The government; both central and local; should quickly address corruption perpetuated by public officials. This has become the chief cause of poor service delivery in Zimbabwe. As shown yearly by the Auditor-General reports, public funds are being utilized for private gain. Every day the government through ZINARA collects road tollgate fees but the road infrastructure continues to deteriorate as revenue is lost through corruption. The City Councils across the country are accused of corruption in the distribution of land with the 2019 OAG report showing that Gweru City Council was operating without a Housing Policy. Accountability institutions like ZACC should be aggressive against corrupt officials. More so, there is a need for frequent and impromptu lifestyle audits for public officials to identify ill-gotten wealth.
- **Parliamentary Oversight** - For budget transparency, the parliament should be allowed to scrutinize and oversee the actions of the Executive. This oversight is key as it helps to flag irregularities before a huge financial injury is sustained. With parliamentary oversight, the Executive becomes accountable thereby leading to improved public service delivery.
- **Introduce wealth tax** - Zimbabwe should begin to tax the rich. The majority of Zimbabweans are earning in a fragile currency while a connected and a privileged few have easy access to foreign currency. Some of the wealth of the rich is acquired through fraudulent means while others became rich through links to those with high posts in the

public sector. There are multi-national companies that are evading and avoiding taxes through various methods such as transfer payments. There is consensus among development economists that taxes also exist as tools for the government to distribute income between the poor and the rich. As such, everyone should pay their fair share in taxes hence the need for taxing the rich -a wealth tax.


- **Political will** - There is a need for political will from the Executive to allow for the implementation of bold economic reforms especially in the mining sector. This sector is baptized in total secrecy concerning the awarding of mining contracts, mining rights and claims, private mining investment deals and flow of mining revenues among others. The country is therefore prejudiced of billions of dollars per annum through illicit financial flows. Therefore, progressive political decisions are needed to pass the Mines and Minerals Amendment Bill, Public Finance Management (PFM) Amendment and the introduction of a cadastre system to identify and delineate individual claims of all landowners and claimants which serves as the basis for the issuance of titles. This will increase revenue flows to the Treasury that will be used for social service delivery among other uses.

- **Reduce Political Interference** - Public service delivery is also affected by increased political interference in the day-to-day operations of government. There is increased interference by the central government in the operations of local government as evidenced by the repeated suspension of the Harare mayor from the opposition political party. This cripples service delivery since local governments are closer to local people relative to the central government. For quality public service delivery, all tiers of government should work hand-in-glove.

- **Stop diverting public resources** - The government must desist from using public resources for partisan purposes. The deviation of ZUPCO buses for partisan activities have a financial prejudice on the national purse.

- **Give priority to energy** - There is need to prioritise the energy sector and ensure that there is a periodic revamp of electrical lines so as to avoid electrical blackouts during the rainy season. There is also need to invest in smart energy.

- **Ramp up COVID-19 information dissemination** - The government must increase its community engagement capacity so as to enhance COVID-19 information dissemination. Government should upscale its vaccination strategy by providing more vaccination sites that are easily accessible to vulnerable groups. Furthermore, government needs to continue to avail information regarding vaccines that is accessible and easily understandable to all groups of people in different languages in order to ensure that people are well informed and take up the vaccine freely and voluntarily. The success of the COVID-19 vaccination program is hinged on timely, consistent, reliable information dissemination on progress, challenges and successes.



Investing In People for Social and Economic Justice



CONTACT US

HARARE OFFICE

9 Bargate Road,

Mt Pleasant, Harare

Tel: +263 242 776830

Email: zimcodd@zimcodd.co.zw www.zimcodd.org